



High Power Output  
Low LCOE



Maximum Power  
715W+

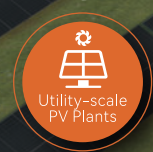


# TWMHF

N-type Half-cell  
Bifacial Module (66)

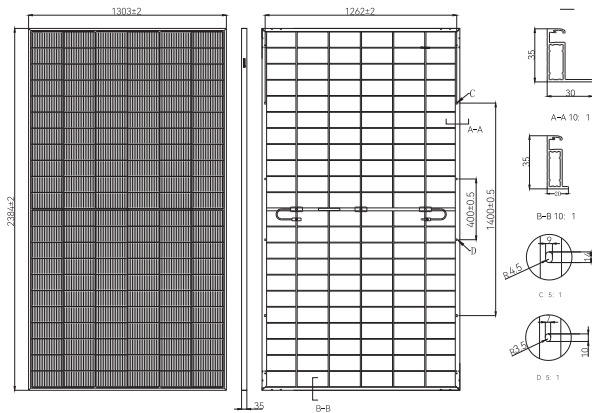
## 66HD690-715W

[en.tongwei.com.cn](http://en.tongwei.com.cn)



Learn More

**DRAWINGS (Unit: mm)**



**ELECTRICAL CHARACTERISTICS (STC)**

Module Type: TWMHF-66HDXXX						
Maximum Power: Pmax [W]	690	695	700	705	710	715
Open Circuit Voltage: Voc [V]	49.84	49.99	50.14	50.29	50.44	50.59
Short Circuit Current: Isc [A]	17.33	17.39	17.45	17.51	17.57	17.63
Voltage at Maximum Power: Vmp [V]	41.87	42.02	42.17	42.32	42.47	42.62
Current at Maximum Power: Imp [A]	16.48	16.54	16.60	16.66	16.72	16.78
Module Efficiency: η [%]	22.2	22.4	22.5	22.7	22.9	23.0

\* STC: Irradiance 1000W/m<sup>2</sup>, Cell Temperature 25°C, Air Mass1.5, Measuring Tolerance: ±3%

**ELECTRICAL CHARACTERISTICS (NMOT)**

Maximum Power: Pmax [W]	525	529	532	536	540	544
Open Circuit Voltage: Voc [V]	47.56	47.70	47.85	47.99	48.13	48.28
Short Circuit Current: Isc [A]	13.97	14.02	14.07	14.11	14.16	14.21
Voltage at Maximum Power: Vmp [V]	39.57	39.74	39.88	40.01	40.14	40.28
Current at Maximum Power: Imp [A]	13.26	13.30	13.35	13.40	13.45	13.50

\* NMOT: Irradiance 800W/m<sup>2</sup>, Ambient Temperature 20°C, Air Mass1.5, Wind Speed 1m/s

**ELECTRICAL CHARACTERISTICS (Rear Power Gain)**

5%	Maximum Power: Pmax[W]	725	730	735	740	746	751
	Module Efficiency: η [%]	23.3	23.5	23.7	23.8	24.0	24.2
15%	Maximum Power: Pmax[W]	794	799	805	811	817	822
	Module Efficiency: η [%]	25.5	25.7	25.9	26.1	26.3	26.5
25%	Maximum Power: Pmax[W]	863	869	875	881	888	894
	Module Efficiency: η [%]	27.8	28.0	28.2	28.4	28.6	28.8

**TEMPERATURE PARAMETERS**

Temperature Coefficient (Pmax)	-0.25%/°C
Temperature Coefficient (Voc)	-0.22%/°C
Temperature Coefficient (Isc)	+0.04%/°C
NMOT	44±2°C

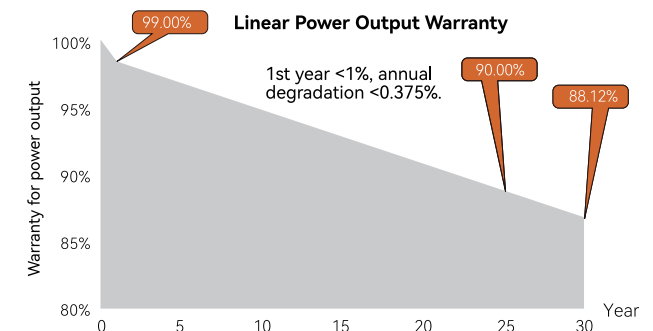
**MAXIMUM RATINGS**

Operational Temperature	-40°C~+85°C
Maximum System Voltage	1500V DC
Maximum Series Fuse Rating	35A
Power Output Tolerance	0~+5W
Maximum Bifaciality	90+5%

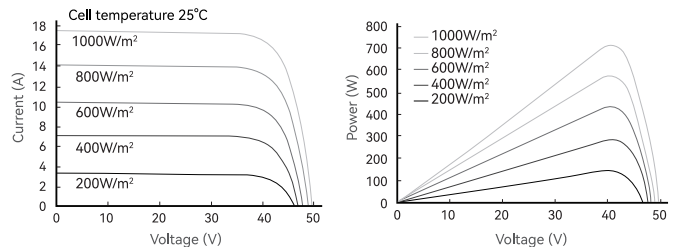
**MECHANICAL PARAMETERS**

Cells	THC (N Type Heterojunction Cell)
Cell Orientation	132[6×22]
Dimension	2384±2×1303±2×35mm
Weight	38.0kg
Front Glass	2.0mm high transmittance, AR tempered glass
Rear Glass	2.0mm semi-tempered glass
Frame	Anodized aluminum alloy frame
Junction Box	IP68, 3 diodes
Output Cable	4.0mm <sup>2</sup>
Cable Length	+400mm, -200mm, length can be customized
Wind/Snow Load	2400Pa/5400Pa
Packaging	31pcs per pallet, 558pcs per 40'HC

**WARRANTY**



**I-V CURVE**



**CERTIFICATIONS**

**Quality Management System and Product Certification**

- ISO 9001: 2015/Quality management system
- ISO 14001: 2015/Environmental management system
- ISO 45001: 2018/Occupation health safety management system
- ISO 50001: 2018/Energy management system
- IEC 62941: 2019/Quality system for PV module manufacturing
- IEC 61215/61730, IEC 62804(PID), IEC 61701(Salt), IEC 62716 (Ammonia), IEC 60068-2-68(Sand)

